



**National Pharmaceutical Regulatory Agency
Ministry of Health Malaysia**

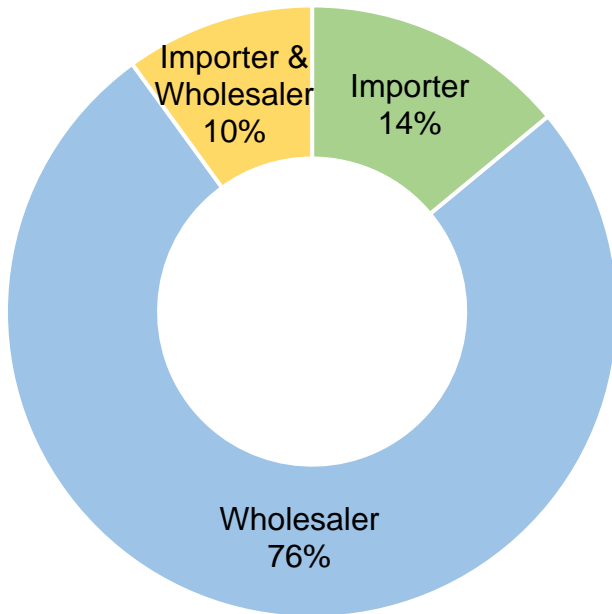
2022 GDP Inspection Deficiencies Data

Good Distribution Practice Section
Centre of Compliance and Quality Control

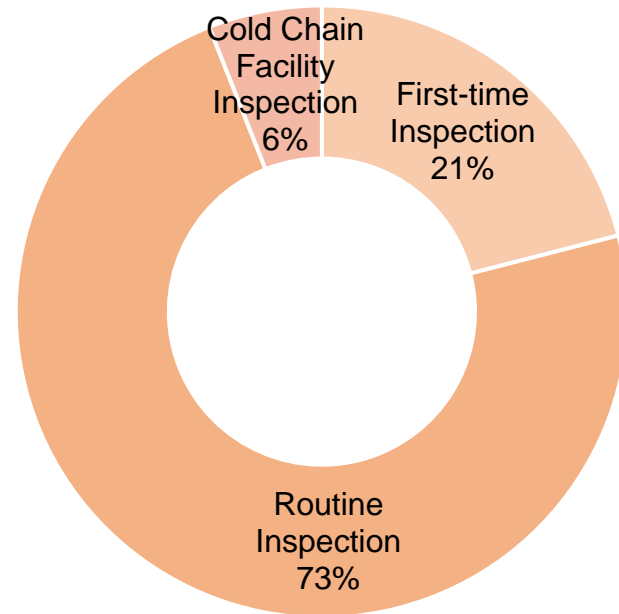
Data Profile

Compilation of GDP inspections in 2022

Types of Premises
(n = 486)



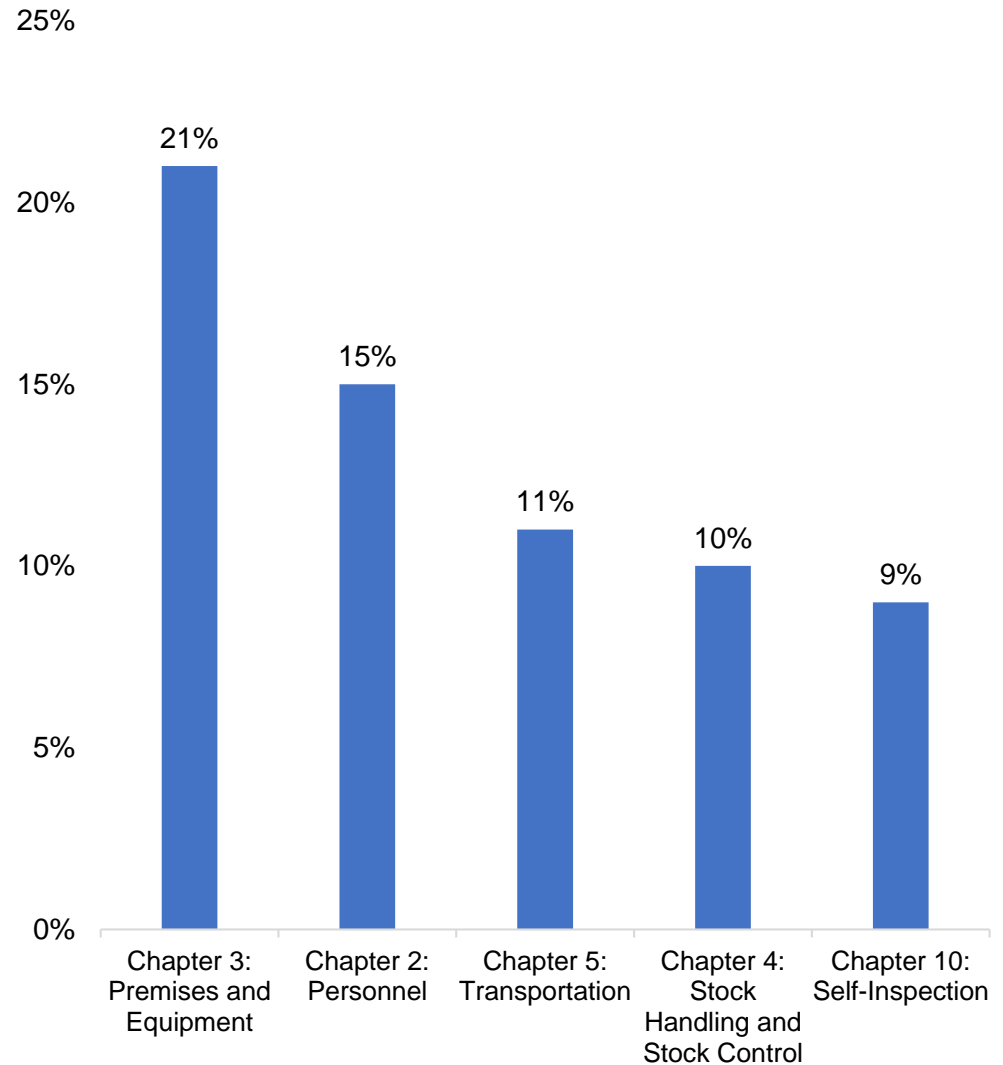
Types of Inspections
(n = 516)



—

Top 5 GDP Inspection Deficiencies by Chapter / Annex (2022)

(n = 4327)

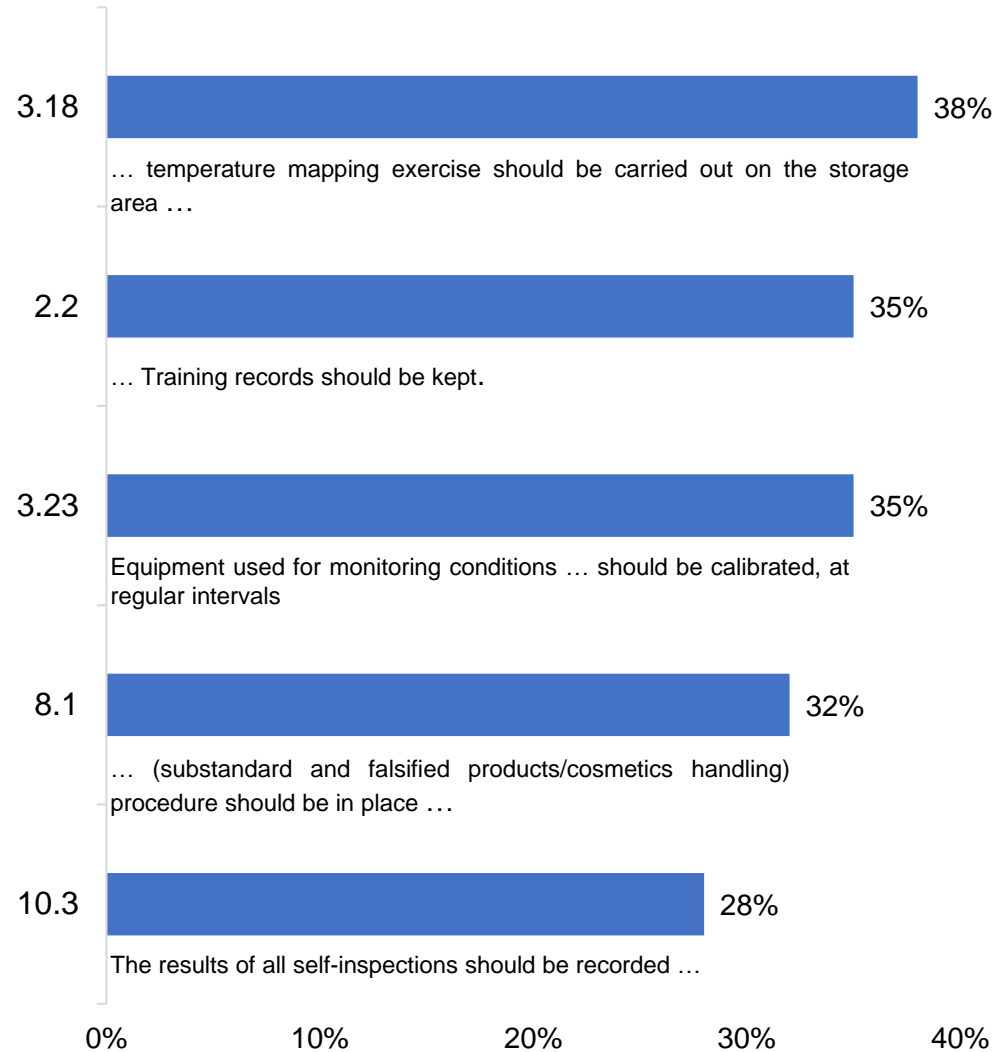


Top 5 GDP Inspection Deficiencies by Chapter / Annex (2022)

Year-Over-Year Comparison

| Rank | 2021 | 2022 |
|------|------------|------------|
| 1 | Chapter 3 | Chapter 3 |
| 2 | Chapter 2 | Chapter 2 |
| 3 | Chapter 10 | Chapter 5 |
| 4 | Chapter 4 | Chapter 4 |
| 5 | Chapter 5 | Chapter 10 |

Top 5 GDP Inspection Deficiencies by Clause (2022)



Top 5 GDP Inspection Deficiencies by Clause (2022)

Year-Over-Year Comparison

| Rank | 2021 | 2022 |
|------|------|------|
| 1 | 3.18 | 3.18 |
| 2 | 3.23 | 2.2 |
| 3 | 8.1 | 3.23 |
| 4 | 2.2 | 8.1 |
| 5 | 10.3 | 10.3 |